

WSID #GA2370087

Sinclair Water Authority 2021 | Annual Water Quality Report

www.sinclairwaterauthority.com



WATER QUALITY

PUBLIC PARTICIPATION OPPORTUNITIES

If you have any questions about this report or your water utility, please contact **James Cupo** at (706) 485-8993. We want our valued customers to be informed about their water utility.

If you want to learn more, please attend any of our regularly scheduled meetings at the Sinclair Water Authority, 126 Cay Drive Milledgeville, Ga. 31061. Meeting dates will be posted on our website at sinclairwaterauthority.com.



YOUR WATER MEETS ALL FEDERAL AND STATE REGULATIONS FOR WATER QUALITY

The Sinclair Water Authority is pleased to present this year's Annual Water Quality Report.

This water quality report details where your water comes from, what it contains, and how it compares to standards set by regulatory agencies. Our goal is to always provide clean, safe, and reliable drinking water.



WHERE YOUR DRINKING WATER COMES FROM



Your water comes from Lake Sinclair, an approved public water source. Once withdrawn from the lake, your water makes its way to the Sinclair Water Authority and through our treatment process. Up to six million gallons of water per day undergoes coagulation, sedimentation, membrane ultrafiltration, and disinfection, before being sent to our communities.



The staff at the Sinclair Water Authority is honored to serve our customers and we are proud of the facilities we operate and maintain.



CONTAMINANTS

THAT MAY BE PRESENT IN SOURCE WATER BEFORE WE TREAT AND PROTECT OUR WATER SUPPLY

The sources of drinking water (both tap water and bottled water) include rivers, lakes, streams, ponds, reservoirs, springs, and wells. As water travels over the surface of the land or through the ground, it dissolves naturally occurring minerals, and can pick up substances resulting from the presence of animals or from human activity.



The following is a list of **contaminants** that may be present in source water **before** it is treated.

- ➔ **Microbial Contaminants**, such as viruses and bacteria which may come from sewage treatment plants, septic systems, agricultural livestock operations and wildlife.
- ➔ **Pesticides and Herbicides** which may come from a variety of sources such as agriculture, urban stormwater runoff and residential uses.
- ➔ **Inorganic Contaminants** such as salts and metals, which can be naturally occurring or result from urban storm runoff, industrial or domestic wastewater discharges, oil and gas production, mining or farming.
- ➔ **Organic Chemical Contaminants** including synthetic and volatile organic chemicals, which are by-products of industrial processes and petroleum production, and can also come from gas stations, urban stormwater runoff and septic systems.
- ➔ **Radioactive Contaminants** which can be naturally occurring or be the result of oil and gas production and mining activities.

More information about contaminants and potential health effects can be obtained by calling the **EPA's Safe Drinking Water Hotline**.

HOTLINE
EPA Safe Drinking Water Hotline
1-800-426-4791





TERMS AND ABBREVIATIONS

In the table above you will find many **terms and abbreviations** you might not be familiar with. To help you better understand these terms we have provided the following definitions:

Non-Detects(N/D) — laboratory analysis indicates that the constituent is not present.

Parts per million (ppm) or Milligrams per liter (tns/l) — one part per million corresponds to one minute in two years or a single penny in \$10,000.

Parts per billion (ppb) or Micrograms per liter — one part per billion corresponds to one minute in 2,000 years, or a single penny in \$10,000,000.

Nephelometric Turbidity Unit (NTU) — nephelometric turbidity unit is a measure of the clarity of water. Turbidity in excess of 5 NTU is just noticeable to the average person.

Action Level — the concentration of a contaminant which, if exceeded, triggers the treatment or other requirements which a water system must follow.

Treatment Technique (TT) — (mandatory language) A treatment technique is a required process intended to reduce the level of a contaminant in drinking water.

Maximum Contaminant Level (MCL) — (mandatory language) The "Maximum Allowed" (MCL) is the highest level of a contaminant that is allowed in drinking water. MCLs are set as close to the MCLGs as feasible using the best available treatment technology.

Maximum Contaminant Level Goal (MCLG) — (mandatory language) The "Goal" (MCLG) is the level of a contaminant in drinking water below which there is no known or expected risk to health. MCLGs allow for a margin of safety.

Maximum Residual Disinfectant Level (MRDL) — (mandatory language) The highest level of a disinfectant allowed in drinking water. There is convincing evidence that addition of a disinfectant is necessary for control of microbial contaminants.

Maximum Residual Disinfectant Level Goal (MRDLG) — (mandatory language) The level of a drinking water disinfectant below which there is no known or expected risk to health. MRDLGs do not reflect the benefits of the use of disinfectants to control microbial contaminants.

WATER QUALITY DATA

Sinclair Water Authority routinely monitors for constituents in your drinking water according to Federal and State laws. The following table shows the results of our monitoring for the period of January 1, 2020 to December 31, 2020.

2021 CHEMICAL ANALYSIS

CONTAMINANT	MCL	MCLG	SWA PLANT RESULTS	DATE	VIOLATION	LIKELY SOURCE OF CONTAMINATION
Fluoride (ppm)	4	4	0.86	2021	No	Erosion of Natural deposits; Water additive which promotes strong teeth; Discharge from fertilizer and aluminum factories;
Sodium(ug/l)	N/A	N/A	7600	2018	No	N/A
Chlorine(ppm)	4	4	1.55 – 2.90	2021	No	Water additive used to control microbes
Total Coliform Bacteria	0 positive monthly sample	0	0 positive out of 12 samples	2021	No	Naturally present in the environment
Turbidity(NTU)	TT=95% of sample results 0.10 NTU or less	0	Less than 0.1	2021	No	Soil Runoff
Total Organic Carbon(ppm)	TT	N/A	1.07	2021	No	Naturally present in the environment
CONTAMINANT	MRDL	MRDLG	SWA PLANT RESULTS	DATE	VIOLATION	LIKELY SOURCE OF CONTAMINATION
Chlorine Dioxide (ppb)	800	800	540	2021	No	Water Additive Used to control microbes

CONTAMINANT	MRDL	MRDLG	AVERAGE	SWA PLANT RESULTS	DATE	VIOLATION	LIKELY SOURCE OF CONTAMINATION
Chlorite (ppm)	1.0	0.80	0.350	0.00 – 0.690	2021	No	By-product of drinking water chlorination
CONTAMINANT	MRDL	MRDLG	AVERAGE	RANGE	DATE	VIOLATION	LIKELY SOURCE OF CONTAMINATION
Trihalomethanes(ppm)	80	N/A	22.6 (Locational Running Annual Average)	12.1 – 34.7 (Individual sample site test results – 2020)	2021	No	By-product of drinking water chlorination
Haloacetic Acids(ppm)	60	N/A	22.3 (Locational Running Annual Average)	11.2 – 33.46 (Individual sample site test results – 2020)	2021	No	By-product of drinking water chlorination

During this monitoring period, the Sinclair Water Authority had **no violations**. We achieve this by continuously monitoring water according to state and federal regulations and completing additional water quality tests every three hours.

YOUR WATER IS SAFE TO DRINK!

SPECIAL POPULATION ADVISORY

All sources of drinking water are subject to potential contamination by substances that are naturally occurring or manufactured. These substances can be microbes, inorganic or organic chemicals, and radioactive substances. All drinking water, including bottled water, may reasonably be expected to contain at least small amounts of some contaminants. The presence of contaminants does not necessarily indicate that the water poses a health risk. More information about contaminants and potential health effects can be obtained by calling the Environmental Protection Agency's Safe Drinking Water Hotline at 1-800-426-4791.

Maximum Contamination Levels vary between contaminants but are all set at very stringent levels. For every 10,000 people (1,000,000 for some contaminants) drinking 2 liters of water every day, for a lifetime, only 1 of those people may experience the described health effect.

In order to ensure tap water is safe to drink, the EPA prescribes regulations which limit the amount of certain contaminants in water provided by public water systems> The Food and Drug Administration regulations establish limits for contaminants in bottled water which must provide the same protection for public health.

If present, elevated levels of lead can cause serious health problems, especially for pregnant women and young children.

Lead in drinking water is primarily from materials and components associated with service lines and home plumbing. Sinclair Water Authority is responsible for providing high quality drinking water, but cannot control the variety of materials used in plumbing components. When your water has been sitting for several hours, you can minimize the potential for lead exposure by flushing your tap for 30 seconds to 2 minutes before using water for drinking or cooking. If you are concerned about lead in your water, you may wish to have your water tested. Information on lead in drinking water, testing methods, and steps you can take to minimize exposure is available from the Safe Drinking Water Hotline or at <http://www.epa.gov/safewater/lead>.



Some people may be more vulnerable to contaminants in drinking water than the general population.



Immuno-compromised persons such as persons with cancer undergoing chemotherapy, persons who have undergone organ transplants, people with HIV/AIDS or other immune system disorders, some elderly, and infants can be particularly at risk from infections. These people should seek advice about drinking water from their health care providers.


EPA/CDC guidelines on appropriate means to lessen the risk of infection by cryptosporidium and other microbiological contaminants are available from the **Safe Drinking Water Hotline (800-426-4791)**.



WE'RE HERE 24 HOURS A DAY

MAKING CERTAIN YOUR WATER IS SAFE TO DRINK

Please call our office if you have questions. The staff at Sinclair Water Authority work around the clock to provide top quality water to every tap. We ask that all our customers help us protect our water sources, which are the heart of our community, our way of life, and our children's future.



A UTILITY OPERATIONS AND PUBLIC WORKS MANAGEMENT COMPANY

www.esginc.net